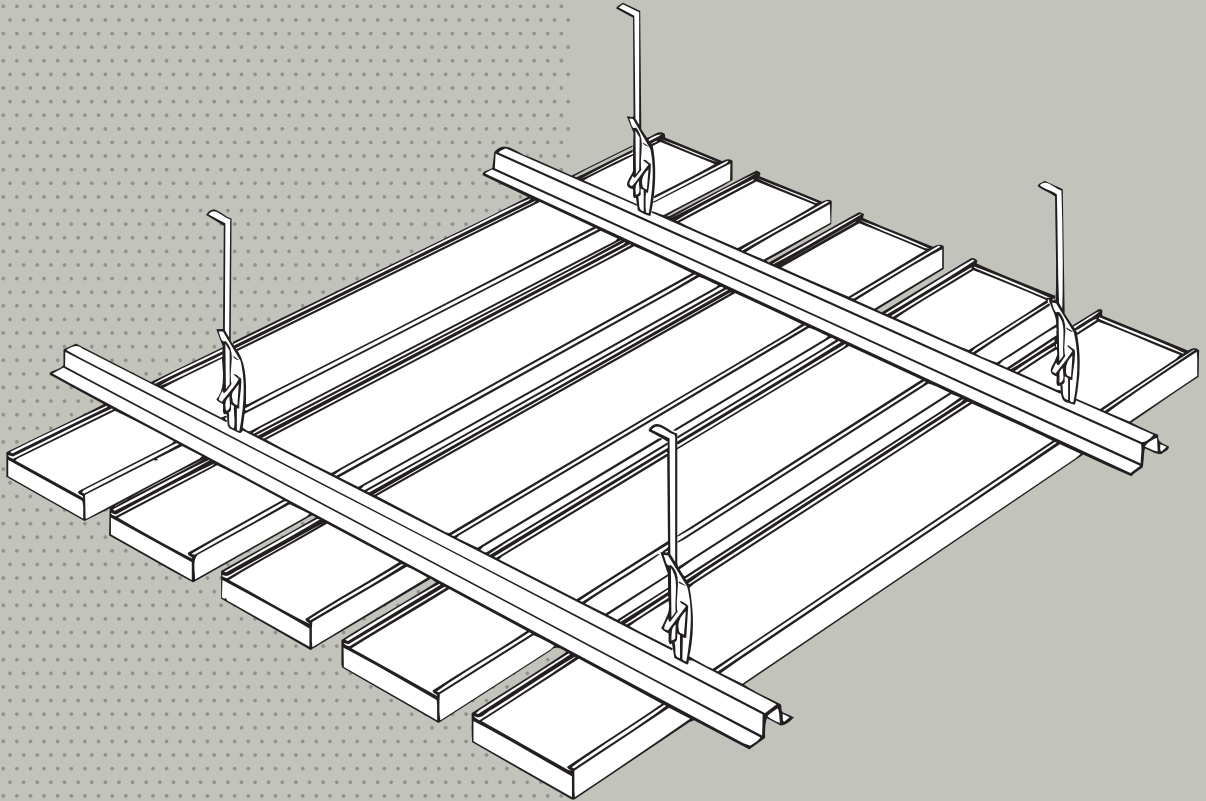
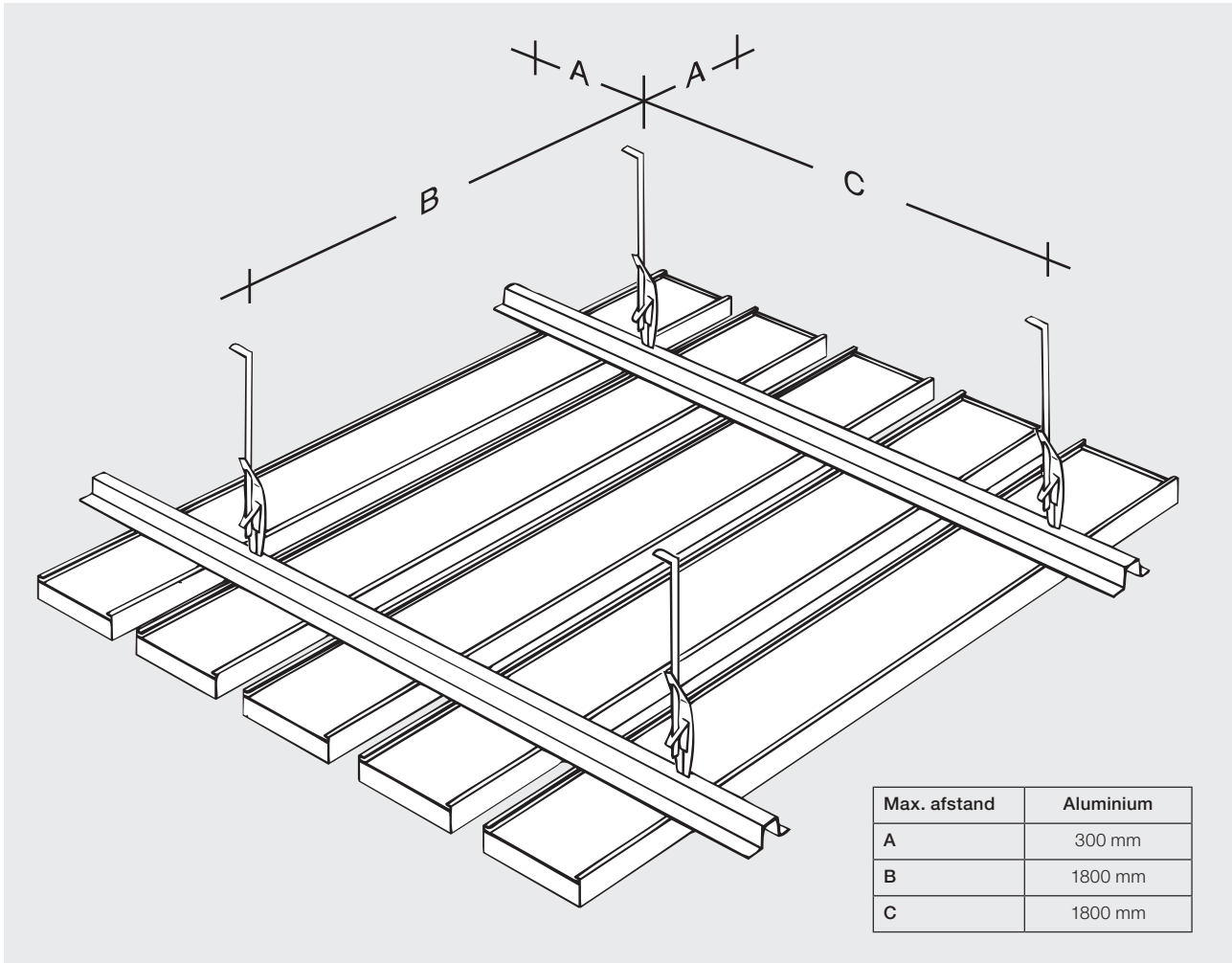


DAMPA® 31/32/33 Panel Installation Guide



Installation of DAMPA® 31/32/33 Panel

DAMPA® 31/32/33 Panel is an open ceiling solution, designed with a visible carrier system.



The open gap between the panels creates the linear look and draws attention to the deep square edged aluminium profile.

A combination of the various modules of 100, 200 and 300 mm offers the designer complete flexibility.

All modular carrier and hanger centres are maximum distances.

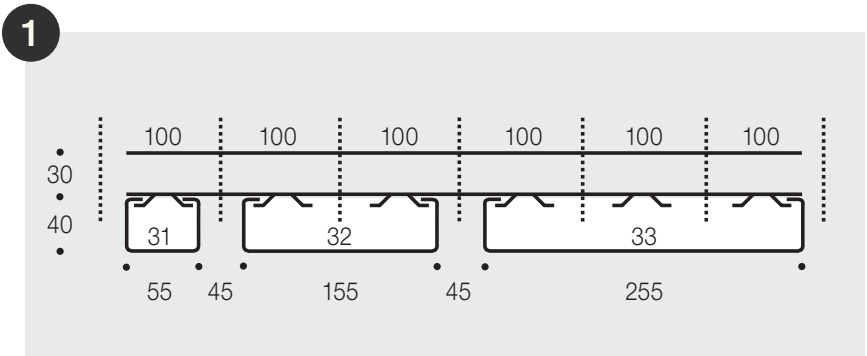
DAMPA® 31/32/33 Panel

Module 100 mm, material thickness 0.45 mm

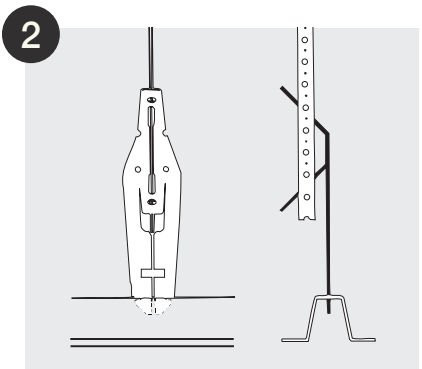
Module 200 mm, material thickness 0.55 mm

Module 300 mm, material thickness 0.70 mm

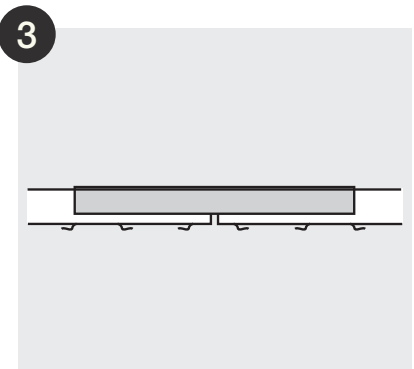
Product	Average Consumption	Packing
Modular Carrier No. 37	0.80 m/sq. m	10 units/bundle
Carrier Splice No. 26	0.20 unit/sq. m	150 units/box
Adjustment Clip No. 5	0.50 unit/sq. m	350 units/box
Hanger No. 5 (suspended 500 mm)	0.25 unit/sq. m	100 m/coil



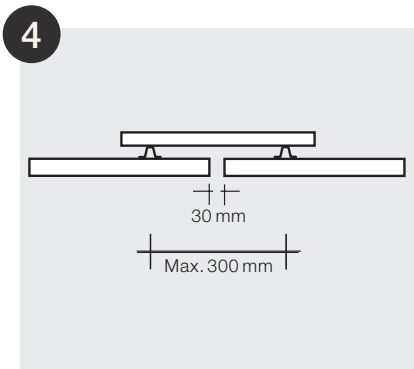
Installed in the same modular carrier all types have an open gap of 45 mm.



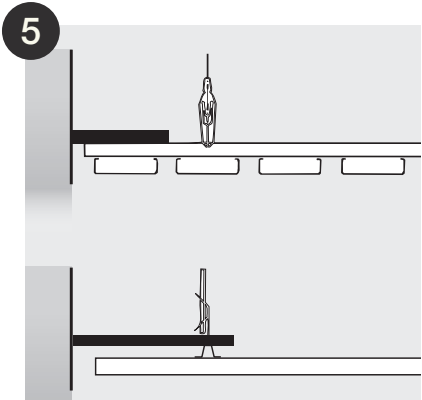
Adjustment Clip No. 5 with Hanger No. 5 is located into the slots provided in the modular carrier.
The pull-out force of the hanger must be at least 2.5 times the hanger load.



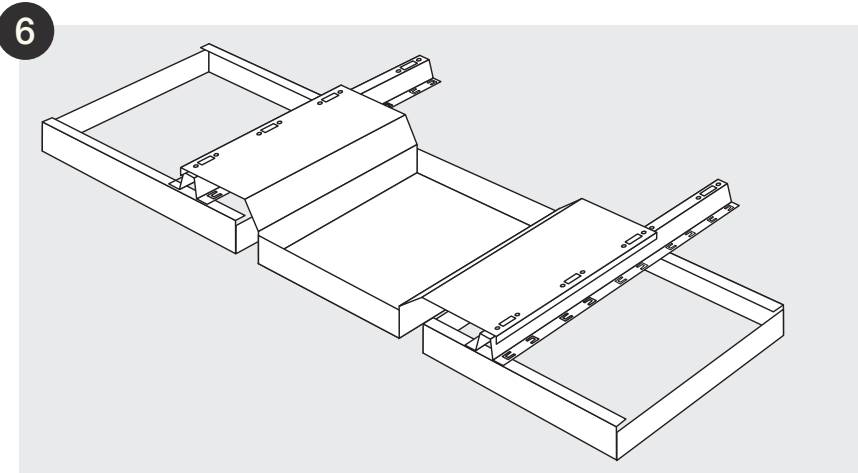
The modular carriers are joined using Carrier Splice No. 26.
Place the splice over the carrier ends and secure each carrier using two 3.2 mm diameter pop rivets through the holes provided.
This will automatically maintain the module.



When installing ceilings requiring panel lengths greater than 6 m, jointing can be achieved by forming a desired gap between the ends of the panels.

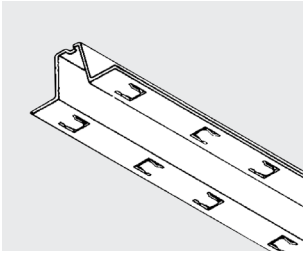


To prevent movement of the ceiling, modular carriers are braced against the wall. The first and last modular carriers should be braced at right angles approx. every 2000 mm.
The exposed ends of the bracing should be painted black.



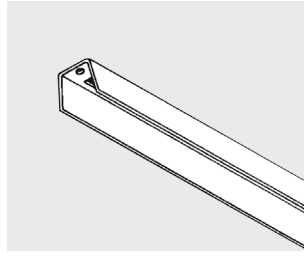
The downlight adapter is available in 300 mm modular size and supplied in any colour for direct integration into the DAMPA panel system.
The adapter plate can be supplied with the size of the hole to fit the required downlight.
It may be necessary to provide additional hangers to accommodate the extra weight.

DAMPA® 31/32/33 Panel Components




Modular Carrier No. 37

Size: 30 × 63 × 4000 mm
Material: Galvanised steel
Finish: Painted




Modular Carrier No. 26

Size: 21 × 25 × 250 mm
Material: Galvanised steel



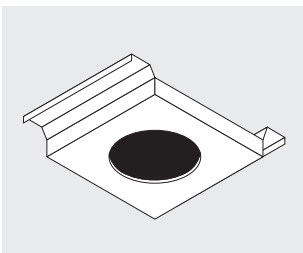
Adjustment Clip No. 5

Size: 26 × 40 × 175 mm
Material: Spring steel



Hanger No. 5

Size: 1 × 14 mm
Length: 100 m
Material: Galvanised steel



Downlight adaptor

Finish: Painted

DAMPA®

DK-5690 Tommerup, Tel.: +45 63 76 13 00
dampa@dampa.dk, www.dampa.com